



Quality factor at the urban transformation. The dilemma of the local freedom.

Olgierd Dziekoński
Secretary of State
Chancellery of the President of the Republic of Poland

What is quality in urban planning?

➤ **Smart city**

A developed urban area that creates sustainable economic development and high quality of life by excelling in multiple key areas; economy, mobility, environment, people, living, and government. Excelling in these key areas can be done so through strong human capital, social capital, and/or ICT infrastructure.

source: businessdictionary.com

➤ **New Urbanism** The Congress for the New Urbanism (CNU)

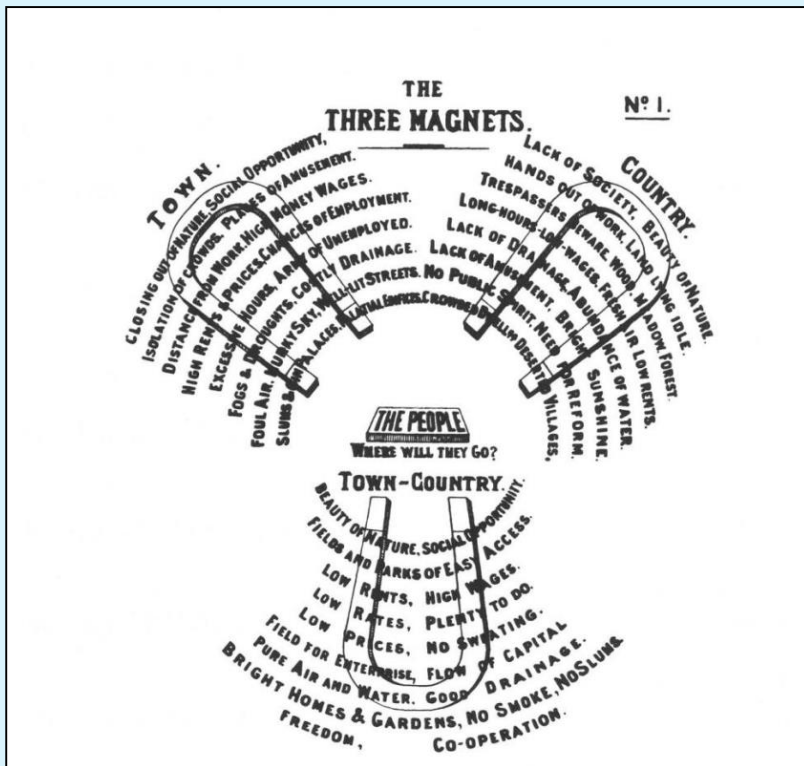
- Uses Less Energy... and Energizes Communities
- Builds More Value... by Valuing the Spaces Around You
- is more Efficient With Tax Dollars... and Improves Public Services and Safety
- Makes Streets More Inviting... and Safer for Everyone
- Conveniently Greens... Your Daily Routine
- is Healthier... by Being More Pedestrian- and Bicycle-Friendly

source: http://www.cnu.org/performs_better

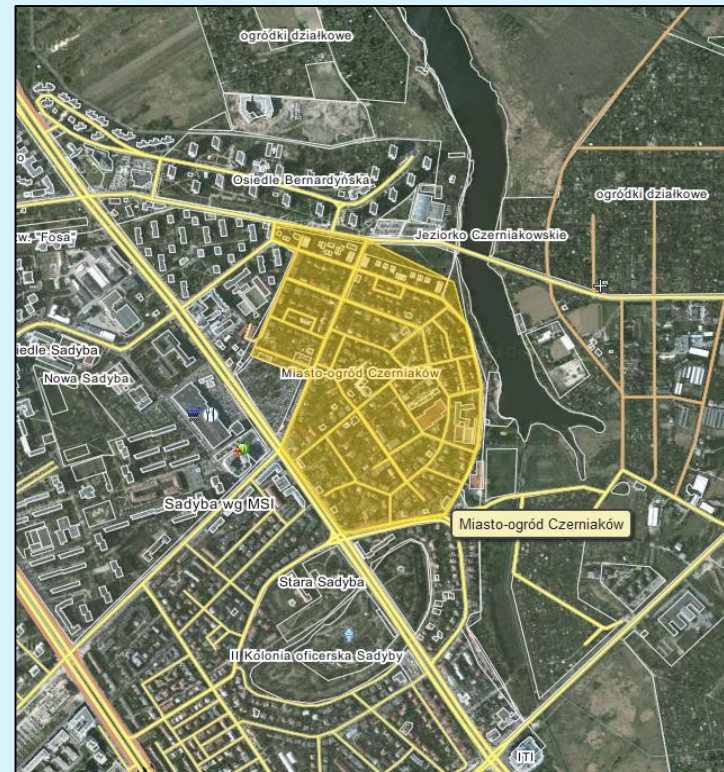
What is quality in urban planning?

➤ The idea of garden city

➤ still attractive place to live



Source: Ebenezer Howard "Garden Cities of Tomorrow,, (1902)



Source: <http://fajnemsc.blogspot.com>

The value of creative tension;

urbanisation versus natural landscape

Quality as the ability of creation

- the city as a meeting place



Piotrkowska Street, Lodz
during Light Move Festival



Krakowskie Przedmieście, Warsaw

Quality as the ability of access to services

➤ **Public services. How to set the standards.**



in suburbs - problem of urban sprawl vs. public transport

individualism vs. comprehensive planning of surroundings

Quality as the ability of community

The ability to decide about your own actions
= local democracy within your community

Polish process of decentralization as a part of
successful socio-economic transformation



Local democracy growth - Poland

Steps:

- Political changes ("round table", "small constitution") – 1989
- Municipalities – 1990
- "Municipal Act" – 1996
- The new constitution – 1997
- County and region – 1999

MUNICIPALITIES

The results of the process:

- First democratic elections after changes – 27 May 1990
- 2490 municipalities (38.2 million inhabitants)
- The average municipality - 15,000 inhabitants (very similar to the European average)
- 65 towns with county rights (similar to German. "Kreisfreistädte" (12.8 million inhabitants)
- 300 cities and 530 urban and rural municipalities
- 1600 rural communes

The Constitution of the Republic of Poland:

- local government carries out public tasks which are not reserved by the Constitution or acts for other public authorities (art. 163)
- the basic unit of local government is municipality, other units created by laws (art. 164)

The structure of decentralized finance

(billion PLN)

Type of polish administrative division	2004	%	2013	%
municipalities	40,94	44,8	80,04	43,6
cities with county rights	32,14	35,2	64,22	35,0
<i>(municipalities total)</i>		<i>(80,0)</i>		<i>(78,5)</i>
county	12,44	13,6	23,08	12,6
regions	6,00	6,4	16,12	8,8
total	91,52	100,0	183,46	100,0

Local and regional investments

(billion PLN)

Type of polish administrative division	2004	%	2013	%
municipalities	7,47	49,2	13,2	37,5
cities with county rights	4,71	31,0	12,4	35,5
<i>(municipalities total)</i>		80,2		73,0
county	1,27	8,4	2,9	8,2
regions	1,74	11,4	6,6	18,8
total	15,19	100,0	35,0	100,0
total (billion euro)	4,0		8,5	

Income / investment, local and regional

2004 – 2013 (billion PLN)

	2004	2005	2006	2007	2008	2009	2010	2011	2012	2013	Σ 2009-13
Total income	91,5	102,9	117,0	131,4	142,6	154,8	162,8	171,3	177,4	183,5	849,8
Income without EU funding	90,7	100,1	111,9	124,8	137,2	140,4	149,0	155,0	162,9	169,5	776,8
Own income plus PIT & CIT	47,1	54,9	62,9	74,1	78,3	75,3	78,6	83,6	87,0	91,8	416,3
INVESTMENTS	15,2	18,4	25,0	27,1	31,2	43,1	44,2	42,4	35,6	35,0	200,3
Surplus / deficit (credit)	0,1	0,9	-3,0	0,7	-1,4	-13,0	-15,0	-10,3	-3,0	-0,3	-41,6
EU Funds	0,8	2,8	5,1	6,6	5,4	14,8	13,8	16,3	14,5	14,0	73,4
Own funds	14,4	15,6	16,9	20,4	24,4	15,3	15,4	15,8	18,1	20,7	85,3

State budget and local budget

(billion USD)

	<i>1999</i>	<i>2007</i>	<i>2013</i>
State budget	45	83	102,8
Local budgets	21	43	58,8
State investements*	2,4	4,4	4,7
Local investments	4,1	8,9	11,2

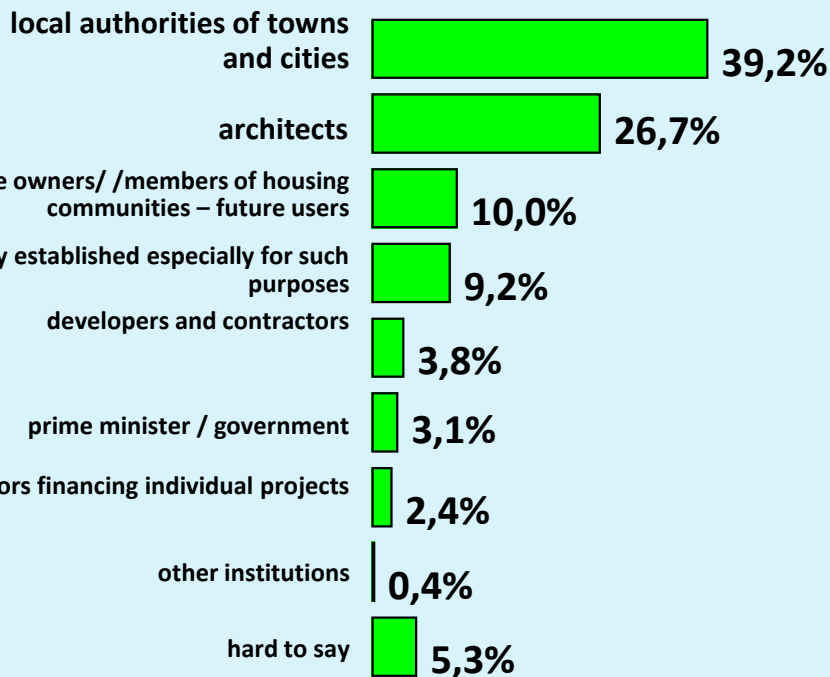
*does not include other non-budgetary funds, such as: National Road Fund and Rail Fund

The perception of the quality creation – public opinion

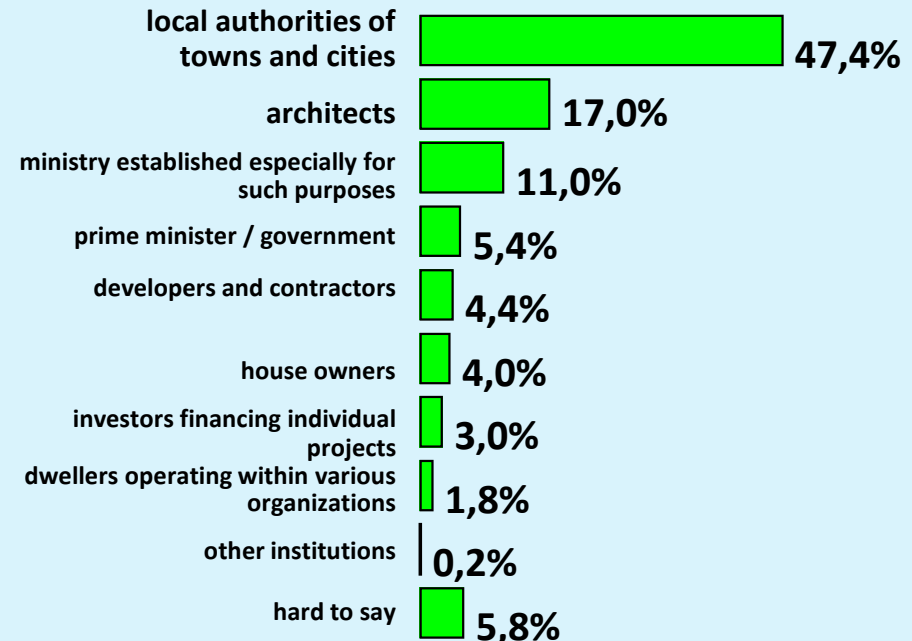
The dilemma of individuality vs common good

- Who according to you should first of all be responsible for the quality of architecture

of residential buildings in Poland?



of public utility facilities in Poland (such as: roads, squares, buildings such as: stores, schools, public offices)?



The perception of the quality creation – public opinion

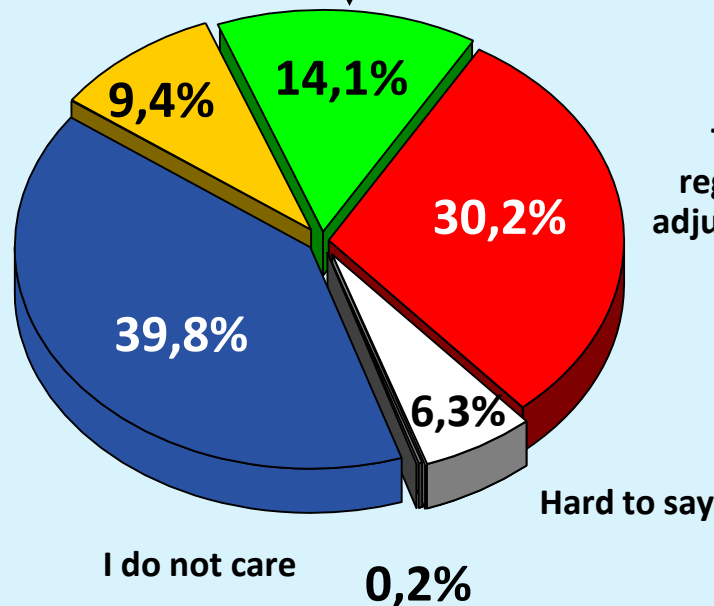
- Assuming that you live in an estate of detached houses that was built in a uniform style. All buildings look alike, while public utility buildings, such as offices or stores are blended into the surroundings. However the owner of the neighboring land lot, decides to build a house that will be totally different from the other buildings in the neighborhood. Which of the below mentioned solutions is, according to you, the most appropriate?

Based on an opinion of a competent specialist, Gmina Voyt / Mayor/ City President should decide whether to continue or abandon the development

A referendum should be held for the people living in the neighborhood, and based on its outcome the concerned person would be allowed or prevented from continuing the development

There should be suitable regulations forcing people to adjust any newly built houses to the prevailing style

If this person is owner of the land, where the house is to be built, no one should be allowed to interfere with their plans, it is no one's business, but theirs



Freedom of local government


➤ Positive impact:



„New” Old Town in Elbląg



Krakowskie Przedmieście, Warsaw




waterfront in Bydgoszcz

...common good flourish...

Freedom of local government

➤ Negative impact:




... common good suffers...

The subsidiarity factor

- Each local government can decide



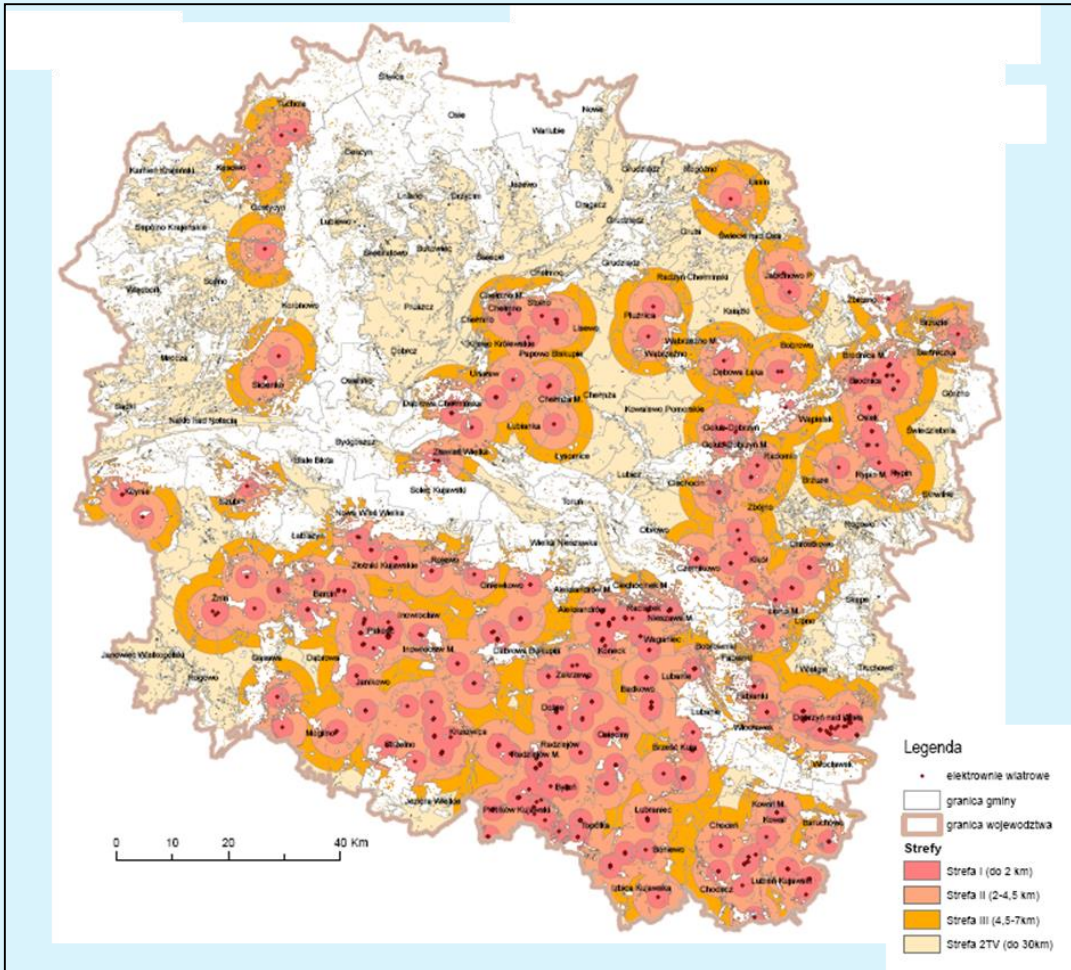
or



But are the citizens aware of the difference?

The subsidiarity factor

➤ Can always local government decide?



The range of visibility zones of wind turbines – the example from kujawsko-pomorskie region

Up to 29,6% of this region's area, wind turbines are dominants in the landscape

I i II zone of visual impact:
I zone up to 2 km,
II zone from 2 to 4,5 km

The subsidiarity factor

- The adopted zoning plans in Poland allows the engraftment of about 70 million people (population of Poland – 38 million)
- According to studies of conditions and directions of spatial development of municipalities, the demographic absorbcency vary beetwen 167-229 million – it's 4-6 times more than the actual Poland's population
- The current rate of investments in houses gives store for constructions for 150-210 years!

Ambitious. The trap of local urban planning. Who pays for?

Solutions for concideration between planning & urban management

- Legal factors ; *for urban democracy*
 - planning law and local binding regulations for public space and urban standards
 - Regional planning system and binding rules on landscape
- Economic factors; *for urban solidarity*
 - Tax on vacant land
 - Compensation quality charge, equivalent of polish planning law (art. 36)
- Educational factors; *for citizens engagement*
 - awards and positive public competition
 - School education and public media role
- Political factors; *for balance of power – sustainability for minorities*
 - Urban dialog of developers and citizens
 - Public space partnership - informal planning as the dialog tool
 - urban quality standards set by the state

Thank you for your attention!



**in the eve of 25th anniversary
of local government restitution**